

Let's go on an adventure together!

Try it this way:

Unable to go outside? Why not have an adventure in your home, garden or even virtually! Choose a place you'd love to visit, and ask an adult to show you using online maps.

STAY SAFE: When you're out and about, pay attention to what's happening around you, and only stop when it's safe to do so. Follow government advice for social distancing.





Top tip

Think how long it took you to walk, scoot or cycle your route. This will help someone else prepare!

1

Where does your adventure start?

Write or draw clearly the place where people need to start and put a START sign!



2

Where did you go?

Did you turn left or right at the end of your road? Include arrows on your map to help your friends follow your route.


STAY SAFE: If you're entering the competition, don't share personal information or start from your house. Choose somewhere in your community to walk from, for example the park gates.

3

Now, what did you see?

Did you see any big trees, buildings or something that made you smile? Draw pictures of what you see in your adventure and put them in your key!

KEY: Use a key to show others what each picture means. For example:



When you're back home, draw your amazing adventure map on the next page and challenge someone to go on your adventure! If you haven't got a printer, no problem, write out what you need to remember when you're out and about.

Map your adventure

Below is some space for you to draw your map.

Remember to clearly mark where you start and end your journey, and include lots of landmarks and places you'll see along the way.

Why not use your adventure map to enter our competition with Go Outdoors this August.

Check out the competition information at:

girlguiding.org.uk/go-outdoors-competition



KEY:

GO
Outdoors

 WE DISCOVER, WE GROW
Girlguiding